

UBmatrix Report Builder - Microsoft® Office Edition v3.5

Build and validate XBRL report submissions on your desktop

UBMATRIX™



“UBmatrix products have more flexibility and are easier to use than anything else on the market. UBmatrix really knows its stuff. They helped us get up and running quickly. We saw real value almost immediately.”

Peter Williams
CEO
Deloitte Digital

UBmatrix Report Builder offers the most comprehensive set of XBRL reporting features:

- Easy to use drag-and-drop environment
- Search and filter features to quickly navigate the taxonomy
- Link and import content from Microsoft® Word
- Supports XBRL footnotes
- Integrated SEC Viewer
- Embedded XBRL processing engine offering report validation

UBmatrix™ Report Builder Microsoft Office Edition seamlessly integrates with Microsoft® Excel to assist your finance and compliance team in preparing XBRL report submissions. Report Builder provides an excellent desktop tool for creating, interacting with, and validating XBRL documents. Report Builder leverages the familiar user interface of Excel enabling users to easily prepare, review, and analyze data in XBRL documents. Report Builder fits equally well into manual or automated workflows. Preparers can assemble data using Excel's standard user interface or populate a spreadsheet with data programmatically using the extensive Report Builder API. And because Report Builder comes with UBmatrix's industry-leading XBRL engine, the document is guaranteed to be valid with the taxonomy.

Ideal for Preparers

Most organizations use Excel spreadsheets to prepare and finalize their financial report numbers. Report Builder leverages this experience with Excel, allowing users to both read and produce XBRL documents right on the desktop.

How does it work? To translate Excel-based reports into XBRL, first open the XBRL taxonomy you want to map. Report Builder allows you to retrieve taxonomies from your desktop, from the web, or from UBmatrix's Enterprise Application Suite, a server-based solution for managing and reporting XBRL taxonomies and documents.

Once loaded, Report Builder offers a variety of ways to view a taxonomy. It supports both a list view and a hierarchy tree view. Additionally, since taxonomies can have thousands of elements, Report Builder offers useful search and filtering tools that can match your financial concepts with those in the taxonomy.

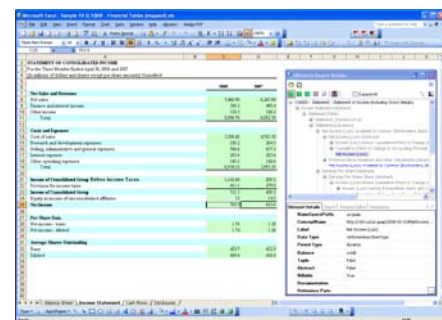
Once concepts in the taxonomy are located, Report Builder makes mapping easy. Simply select the concept and then drag it over the cell(s) where your financial data is located. Drop the concept onto the cell and—voila!—it's mapped.

Repeat this process for reported units (monetary, shares, etc.), the reporting period, and any dimensional definitions (actual, budgeted, forecast, etc.). Your data is now ready to be validated and outputted in XBRL.

Once mapping has been completed, you can save the mapped workbook as a template, and then distribute the template for future XBRL reporting.

Built-in Validation

Data validation is one of the key benefits of XBRL. Each taxonomy contains rules that test the syntax of your data, such as ensuring the right numeric values are in the right numeric fields. In addition, XBRL validates the semantics of your data. A common example in financial reporting is ensuring your balance sheet actually balances.



UBmatrix Report Builder is ideal for producing XBRL instance documents

What's New in Version 3.5?

UBmatrix Report Builder offers those organizations that depend upon Microsoft® Office for preparing financial and compliance reports a method to compose XBRL filings right alongside their existing process.

Microsoft Vista Support - Report Builder now supports both Microsoft Office 2007 and the Microsoft Vista operating system for those organizations that have upgraded.

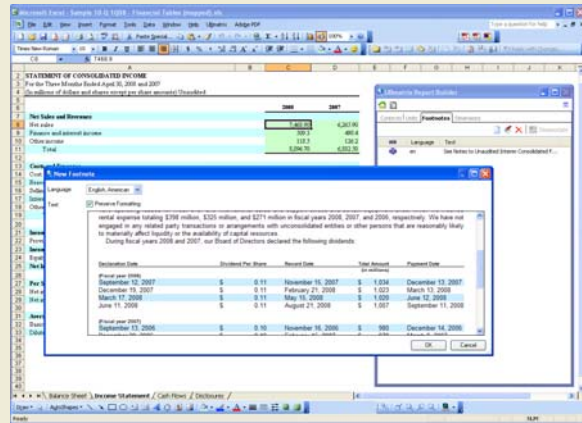
Imported content/text from linked Microsoft Word documents - Disclosures are a key part of financial and compliance reporting, whether talking about financial table footnotes or management discussion & analysis. Given the narrative nature of this information, many organizations author and review this content in Microsoft Word. In order to make the incorporation of this content into an XBRL filing as easy as possible, Report Builder 3.5 includes the ability to attach Word documents and reference select content from each document when producing XBRL. This approach offers the best of both worlds, leaving financial report authoring in a friendly Excel environment while text can be written inside Word.

Basic and Block-text XBRL Footnotes- Footnotes are a key part of any financial or compliance report. UBmatrix Report Builder 3.5 offers a user-friendly method of capturing both plain text and block-text/HTML (or formatted) XBRL footnotes. Each footnote entry can be reused any number of times, and multiple footnotes can be associated to a given reporting element.

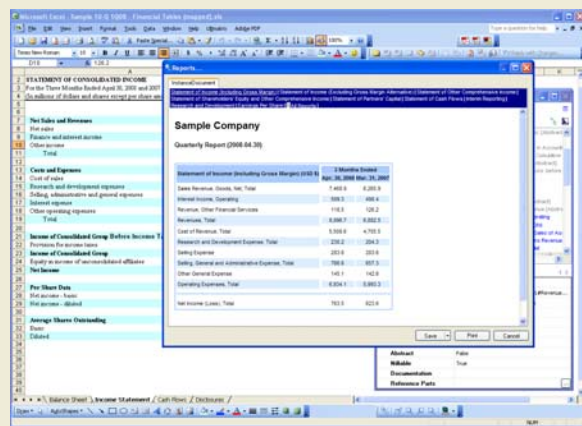
Embedded SEC Viewer - A key part of producing an XBRL document for SEC filers is visualizing how the XBRL will look to investors after it's been submitted. What better way to proof your XBRL than use the actual SEC Viewer? Report Builder 3.5 adds the open source SEC Viewer for proofing your submission before you actually submit it. This helps ensure your taxonomy has been modeled with the desired labels and element presentation order, and that you've tagged all data intended to be on your report. We have even added the ability to save/print the rendered view for your records.

Oracle Hyperion Financial Management 9.3 Support - A large number of organizations required to produce XBRL compliance reports are also users of Hyperion Financial Management (HFM). In particular, users that leverage HFM's SmartView plug-in to Excel for producing their financial reports can now use Report Builder 3.5 to map XBRL information onto their SmartView spreadsheets. The benefit to HFM users is the ability to refresh their SmartView spreadsheets any number of times without having to re-map the XBRL.

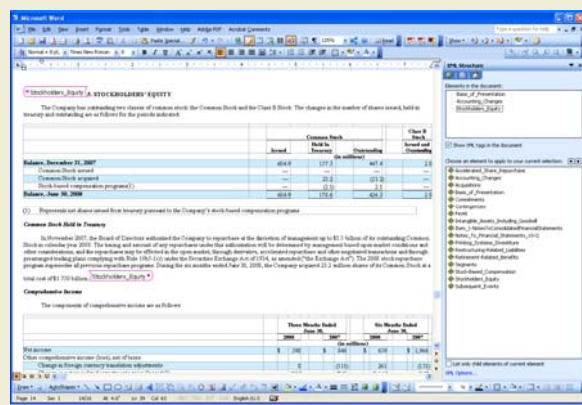
Template Protection - Similar to the way Excel users lock down spreadsheets and cells using sheet protection settings, a number of UBmatrix customers have asked for similar functions for limiting access to XBRL features in Report Builder. Whereas template creators need access to the taxonomy and mapping features, preparers may only need data entry and validation features. As a result, Report Builder 3.5 now offers Excel-like password protection of templates, allowing users to select from a wide range of features and disable them for users of the template.



Capture both plain text and formatted footnotes



Preview XBRL documents using the embedded SEC Viewer¹



Easily link to and import content from Microsoft® Word documents

System Requirements

<p>Operating Systems Supported:</p> <ul style="list-style-type: none"> Microsoft Windows XP SP3 Microsoft Windows Vista Microsoft Windows Server System 2003 Microsoft Windows 2000 Professional, Server Edition with Service Pack 3 or later <p>Recommended RAM: Minimum of 512 MB RAM</p> <p>Microsoft® Excel 2003 or 2007 Microsoft® Internet Explorer 6.0™ or later</p>	<p>Disk Space:</p> <ul style="list-style-type: none"> Total installed size: 221 MB Total downloadable package: 68 MB <p>Additional runtime requirements for installation not distributed with the software:</p> <ul style="list-style-type: none"> Microsoft's .NET framework v 2.0 Microsoft's Primary Interop Assemblies (PIA) Internet Access (to allow for software download, access to online taxonomies, and to access online help documentation and tutorials.)
---	---

¹ Note: The SEC Viewer only works with documents produced using the US GAAP taxonomy